

# Absecon Light



Commander Apryl J. Bernard, P

|  |         |
|--|---------|
| * Upcoming Events/Birthdays .....      | Page 2  |
| * Scoop From the Poop Deck .....       | Page 3  |
| * Executive Officer Message .....      | Page 4  |
| * District News .....                  | Page 5  |
| * Education Officer Message .....      | Page 6  |
| * Beach Clean Up 2010 Pictures .....   | Page 7  |
| * Administrative Officer Message ..... | Page 8  |
| * More GWIE Scoop .....                | Page 9  |
| * Safety Article .....                 | Page 10 |
| * Christmas Party Info .....           | Page 11 |
| * Safety article continued .....       | Page 12 |
| * More GWIE Photos .....               | Page 13 |
| * Life jacket photo contest info ..... | Page 14 |

## Commander's Message

|   |  |  |
|---|--|--|
| <p>As the end of the year approaches it is time to reflect on what was accomplished in 2010.</p> <p>Several members traveled to Orlando, FL to attend the USPS Annual meeting held in Disney World. The D/5 Hospitality Suite was definitely one of the busiest.</p> <p>Our squadron worked extremely hard on the 2010 Spring Conference. The committees outdid themselves and we achieved our goal of putting on one of the best Spring Conferences. We gave Ralph and Nance a great send off, capping a successful year as District Commander.</p> <p>I entered my second year as Commander and it really is easier the 2nd time around. I cannot believe that the time is almost up.</p> | <p>We had over 20 members attend the Delaware River Cruise and everyone had a great time.</p> <p>P/D/C Ralph Bernard and Nance participated in the Wounded Warriors program by taking a wounded veteran on a boat trip to help him forget (even for a little while) about his injuries sustained fighting for our country. Ralph said it was one of the moving moments he has experienced.</p> <p>The summer rendezvous, although late in the summer still had a substantial AIPS contingent attend.</p> <p>Later that month, approximate 15 canoes and kayaks traveled up the Great Egg Harbor River and picked up trash along the way.</p> | <p>The GWIE dinner held in October lived up to its usual fun and finger pointing and crowned another winner (more on that later in this issue).</p> <p>In late October, five members took to the beaches of Brigantine to participate in the International Ocean Clean up day, collecting over 6 bags of all kinds of trash, making our beaches much cleaner.</p> <p>All in all, we had a great 2010! Let's hope that 2011 will be just as well. Let's join together as a squadron and make it one of the best!</p> <p>Have safe and happy holidays!</p> |
|---|--|--|

Absecon Island Power Squadron  
2019-2011 Bridge

**Commander**

Apryl J. Bernard, P  
1127 Riverside Drive  
Mays Landing, NJ 08330  
(609) 625-4987  
[aprylber@msn.com](mailto:aprylber@msn.com)

**Executive Officer**

Jaclyn C. Carugno, P  
1127 Riverside Drive  
Mays Landing, NJ 08330  
(609) 625-2374  
[jtcarugno@comcast.net](mailto:jtcarugno@comcast.net)

**Educational Officer**

Esther E. Byerly, AP  
1315A Riverside Drive  
Mays Landing, NJ 08330  
(609) 909-  
[Jerseygal341@verizon.net](mailto:Jerseygal341@verizon.net)

**Administrative Officer**

Lou Orth, P  
632 S Second Avenue  
Galloway, NJ 08205  
(609) 652-8008  
[Patlou8008@verizon.net](mailto:Patlou8008@verizon.net)

**Secretary**

Sandy Wytoshek, S  
732 W Shore Drive  
Brigantine, NJ 08203  
(609) 264-9274

**Treasurer**

Patricia Orth  
632 S Second Avenue  
Galloway, NJ 08205  
(609) 652-8008  
[Paulou8008@verizon.net](mailto:Paulou8008@verizon.net)



**AIPS CALENDAR**

**18 November 2010**  
**AIPS Regular Meeting**  
**1930**

**4 December 2010**  
**AIPS Christmas Party**  
**Carugno Residence**

**January 2011**  
**AIPS Regular Meeting**  
**1930**

**31 January - 5 February**  
**2011**  
**USPS National Meeting**  
**Orlando, FL**

**17 February 2011**  
**AIPS Founder's Day**  
**Dinner**

**17 March 2011**  
**AIPS Regular Meeting**  
**1730**

**25—27 March 2011**  
**D/5 Spring Conference**  
**Ocean City, MD**

**15 April 2011**  
**AIPS Change of Watch**  
**Cousin Mario's**  
**Mays Landing**



November


- 5 Bobbie Jean Sooy
- 11 Patricia Orth
- 14 James Laymon
- 20 Chris Jensen
- 21 Dave Bernard

December

- 3 Jenna Egan
- 5 Bobbie Boakes
- 5 Roberta Dougherty
- 5 JoAnn Haley
- 15 Nancy Bernard
- 15 George Kourakin
- 18 Sandy Wytoshek
- 24 Walter Wytoshek
- 28 Betty Byerly
- 29 John Gasko
- 30 Chuck Haley

January

- 7 John Courter
- 14 Anthony Carugno
- 24 Thomas R. Dougherty



Fall, 2010  
November/December  
Vol. 14, No 5

Absecon Light

**Editor:**

Cdr Apryl Bernard, P  
[aprylber@msn.com](mailto:aprylber@msn.com)  
(609) 625-4987

**Circulation Editor:**

Lt George Austin, AP  
(609) 641-1019

Absecon Light is the official publication of the  
Absecon Island Power Squadron,  
a unit of the United States Power Squadron.

# Scoop from the Poop Deck

The **GWIE** Dinner for 2010 was held on 14 October at Cousin Mario's Restaurant in Mays Landing. Following is the script from the night's events. Last year's "winner" Dave Bernard called up all the candidates for this year.


**Britne Bernard:**



Long time boater; first time captain Brit at her first chance at being sole skipper of Breezin'. While in familiar waters, she spotted an errant fender floating on the Great Egg Harbor River. She order her ad hoc

crew to man the boat hook and snag the fender. However, her crew could only watch in horror as the line from the fender sucked into the propeller. Even the fish and crabs were taking bets that she'd get it. Luckily Breezin' has two engines and she limped her way to her destination. An inspection made by this intrepid first time skipper revealed that there was a crab trap attached to the other end of the line. It was cut away and the trap and fender were returned to its owner. But I'm told that the crabs were being held pending further investigation.

**Lou Orth**



Lou keeps his boat at the Frank Farley Marina in AC. It's a lovely boat inside and out. Pat keeps the inside spotless. A perfect boat. Now Lou has many friends on his pier that keep their boats

spotless. Upon occasion Lou and a few of his friends stroll about the docks in the marina, judging them on their merits, good and bad. These friends also share wonderful times together going on each other's boats. But, it seems that the only time that these lovely boats go out on the high seas is to go out beyond the three mile limit to empty their holding tanks. It seems that a bunch of rear ends control their boating schedule.

**Sandy Wytoshek**



It seems that her highness, Sandy, loves to go out boating with Walter on their Ocean yacht. We found out why she loves it so much. She does not do a dam thing on the boat. On the return

trip of a recent outing, with high winds and strong currents making docking the boat a treacherous maneuver, her highness Sandy

*(Continued on page 9)*

Executive Officer  
Jaclyn C. Carugno, P

It seems like the In Water Boat show was just completed. Now it is time for the AC Boat Show at the Convention Center. Charles Heuer and Tony Carugno are gearing up for this event. Manning the booth is a great opportunity for our members to see the boat show at a great low price. Free. The dates are 2 - 6 February, 2011. Please contact Charlie at (609) 652-0522 or Tony Carugno at (609) 625-2374.

Merit Mark awards have been submitted for the 2010 year. Do you think you have earned one? Do you know how to get one. Contributions to your squadron are the way to earn one. You can chair an event, help teach a boating course, conduct Vessel Safety Checks, attend District and National events. If you achieve five merit marks, you earn Senior Membership which is commemorated with a plaque. Achieve 25 merit marks and you reach the status of Life Membership, which is dues free. Absecon Island has currently approximately 13 Life members with 2 more to come after this year. Come out and support the squadron and earn that merit mark.

There is one National event coming up in February. The USPS annual meeting will be held 31 January - 5 February at Coronado Springs Resort in Walt Disney World. Information can be found in your latest edition of The Ensign or online at [www.usps.org](http://www.usps.org).

The District 5 Spring Conference will be 25 - 27 March at the Princess Royale Hotel in Ocean City, MD. Information will be posted on the District 5 website.

We are in dire need of members to serve on the Bridge or the Executive Committee. If you would like more info, please contact P/C Dave Bernard (856) 697-5678.

## District/National News & Events



Ralph & Nancy Bernard at the Saturday night banquet

Six members of AIPS traveled to Rockville, MD to attend the Fall Conference 5 - 7. The Fall conference is not just for education. There were many seminars given including a First Aid course and training for officers.

Friday night there was an escape to Cheeseburgers in Paradise. Attendees dressed in festive summertime attire feasted on sliders, accompanying salads and danced to oldies but goodies.

Saturday and Sunday brought more informative classes and ended with a banquet where many educational awards were given out to squadrons who have achieved educational and civic success.

Sunday brought us to the conference meeting. A few interesting items were brought up. The most important item is that

National has dropped the \$25.00 initiation fee for new members and is offering six months free membership to any new member who has taken the boating course. Hopefully this will encourage more people to join. P/C Dave Bernard was the recipient of the Squadron's Chapman award for excellence in boating education. Also congratulations to Milo Miller upon 50 years of membership. That is quite an achievement.



Dave & Nancy Bernard attending the Saturday night dinner



Betty Byerly and Dave Bernard enjoy the Friday night "Cheeseburger in Paradise" event.



D/5 First Lady Ginny Brown talks with last year's First Lady, Nance Bernard



P/C Dave Bernard receives his Chapman Award.

**Educational Officer  
Esther (Betty) Byerly, AP**

It's hard to believe that autumn has been so warm and beautiful this year. Many boaters have been enjoying a longer season this year. Some of the PWC's are still out and about here upon the river.

We have just finished a small class at Weymouth Municipal Town Hall and we thank the Weymouth Township government for allowing us to promote safe boating.

In September we had a re-certification session for our teaching group. We had some constructive thoughts for our presentation.

We are working out a schedule for the winter season and it will be in the next edition of the light.

Hope everyone has a nice Thanksgiving and Happy Holidays.

I

t has been reported----

Anyone going to the Motor Vehicle Office to renew their drivers license and boat is also on the license must produce their Boat Safety Certificate to them or they will not renew your license. It's better to be prepared.

**DID YOU KNOW?**

You can verify your personal information on the USPS web page. Here's how:

Go to [www.usps.org](http://www.usps.org).

- ⤵ Click on member stuff; a drop down menu will appear
- ⤵ Click on Logon
- ⤵ When the next page appears; put in your certificate #; then your zip code, hit Enter. (if you do not know your certificate number, look in your roster)
- ⤵ Click on manage your own profile from the menu on the left hand side of the page
- ⤵ Your profile should come up; check it for its accuracy.

If there are corrections to be made; please e-mail Lynn Graiser at the following e-mail: [lynn39@verizon.net](mailto:lynn39@verizon.net). with changes that are to be made.

Check back in a week to see if it is correct.

# Beach Clean Up




L-R Ashle, Britne, Apryl, Briana, Kristin, Nancy, Dave & Bunny

Five members of AIPS traveled to Brigantine to aid in the annual beach clean up. Commander Apryl, Dave, Nancy, Ashle & Britne Bernard traveled to the north end on the beach and collected a lot of trash. Kristin Bernard and daughter Briana joined us briefly for the clean up. The pictures below show the amount of trash the five collected.



Apryl Bernard and Nancy Bernard gather up trash near the Brigantine Beach



These pictures show just some of the trash collected.

## Administrative officer Lou Orth, P

Absecon Island has several events coming before the end of the AIPS year. The annual Christmas party will be held on 4 December beginning at 1830. The party will be held at the Carugno residence at 1127 Riverside Drive in Mays Landing. We will again collect Toys for Tots. Please contact Jacki or Tony Carugno at (609) 625-4987 or e-mail them [jtcarugno@comcast.net](mailto:jtcarugno@comcast.net).

February brings us our Annual Founders Day dinner. This is a great time to socialize with your AIPS friends. In fact bring one with you. The more the merrier. This year's date is 17 February at the Absecon American Legion. We will once again have a Pot Luck dinner followed by the Blind Auction. More information to follow.

The District 5 Spring Conference will be held in Ocean City, MD 24 - 27 March, 2011. This is a great event to attend. The Friday night hospitality suites are inventive and a lot of fun. AIPS is currently working on our theme for this event. Please contact Commander Apryl Bernard if you are interested in joining the crowd. (609) 625-4987.

Our annual Change of Watch will be held on 15 April 2011 at Cousin Mario's in Mays Landing. Mark the date on your calendar.


Wishing everyone a Happy Thanksgiving, Hanukkah, Merry Christmas and a Happy and Safe New Year!

*(Continued from page 3)*

sat on her throne while others on the pier scrambled to board and tie up the boat. Apparently, marlinspike was not her strong suit.

### **Sue Stiles**

The Great Egg Harbor River is well marked by lateral buoys and no wake buoys. The company that puts the no wake buoys always puts them in the wrong place, at least according to Sue. So, Sue conjured up a plan to right the wrong and enlisted the help of several co-conspirators. They attached a rope to the buoy and dragged it to the "correct" place. At least according to Sue. I guess Sue was absent at the class that taught us that tampering with an aid to navigation is a felony offense or flogging. But she might like that.



### **Jacki & Tony Carugno**



I am in a quandary about the next two candidates. As I am not sure who is the captain of this vessel. We all know that the captain is responsible for all aspects of his/her vessel. This includes the proper storage and securing of cargo and closing of railing openings. It appears that the captain or captains failed on both accounts. There may be too many captains and not enough crew persons. On a recent outing on the beautiful Chesapeake Bay on board Repoort, cruising about 18 knots or so, bow riding high, aft deck slanting downward, gently bobbing on the waves, beautiful day, all was well. At some point in the journey, one of the captains glanced aft just in time to see the unsecured cooler slide through the unsecured railing opening, going overboard and spewing its contents as it went. The vessel was quickly brought about to retrieve the lost cargo. Upon bringing the vessel to a halt, one of the captains (Tony) dove overboard to save the precious cargo. It is reported that the cooler was loaded with a mixture of Yengling beer, Captain Morgan rum, lemonade and other food stuffs. As Tony was gathering the cooler and its contents, he heard Jacki yell, "to hell with the Captain Morgan, save the lemonade." As Tony was rounding up the beers that didn't sink, he noticed a boat beating down on him and yelled to Jacki to ward him off. But Jacki just yelled, "Damm the boat, save the lemonade!" In the end the lemonade was saved along with some food stuffs and a few beers. I have been told by a reliable source that the rockfish and crabs in this portion of the bay had one hell of a party.

Now we have heard these sorry tales of woe on the water, I ask you, the audience to decide their fate and present on of these candidates their just reward. As point to a candidate, I want you to applaud. Whoever gets the loudest applause is our winner!

**CONGRATULATIONS SUE STILES!**

## Safety First

### Winterizing Your Boat

From BoatSafe.com

Unfortunately, the boating season is winding down in many parts of the country and it is time to start thinking about protecting your valuable recreational asset. Winterizing a boat reminds me of the old commercial that says "pay me now or pay me later." The time and effort you spend now will have a definite effect on your boat's performance, or lack of it, and certainly save you time, effort and money come spring. You should remember that your insurance policy may not cover damage done by lack of maintenance or neglect. The best place for your boat to be during the winter is out of the water, under cover, in a climate-controlled boat storage area. This, however, can be expensive. If you don't have this option perhaps you should consider shrink-wrapping your boat. This, too, is a little expensive but provides a very protective cover. Short of these two items, make sure that your boat is well covered with a tarp or some other sturdy cover.

Your first step in winterizing should be to make a checklist of all items that need to be accomplished. Check the owner's manual of your boat and motor(s) for manufacturer's recommendations on winterization. If you are a new boat owner, perhaps you should employ the assistance of a friend with experience in winterizing or hire a professional to do the job. The following is a generic outline of areas which should be of concern to you, however, there are many resources on the Internet with more detailed and specific information.

**Inboard Engine(s)** - You should run the engine(s) to warm it up and change the oil while it is warm. This tends to allow impurities to be drained away with the oil. You should also change the oil filter(s). Flush the engine(s) with fresh water. You should circulate anti-freeze through the manifold by using a pickup hose from the water pump to a bucket of antifreeze. Start the engine and allow the antifreeze to circulate until water starts to exit the exhaust. This process will vary slightly depending on whether you have a "Raw Water" cooling system or an "Enclosed Fresh Water" cooling system. While you're in the engine room you should also change the fluid in your transmission. Remove spark plugs and use "fogging oil" to spray into each cylinder. Wipe down the engine with a shop towel sprayed with a little fogging oil or WD-40.

**Stern Drive(s)** - You should thoroughly inspect the

stern drive and remove any plant life or barnacles from the lower unit. Drain the gear case and check for excessive moisture in the oil. This could indicate leaking seals and should be repaired. Clean the lower unit with soap and water. If your stern drive has a rubber boot, check it for cracks or pinholes. Grease all fittings and check fluid levels in hydraulic steering or lift pumps. Check with your owner's manual for additional recommendations by the manufacturer.

**Outboard Engine(s)** - Flush engine with fresh water using flush muffs or similar device attached to the raw water pickup. Let all water drain from the engine. Wash engine down with soap and water and rinse thoroughly.

**Fuel** - Fill your fuel tank(s) to avoid a build up of condensation over the winter months. Add a fuel stabilizer by following the instructions on the product. Change the fuel filter(s) and water separator(s).

**Thanks to Jerry Turley, a member of the USCG Auxiliary, for pointing out that there are two theories on whether you should disconnect the fuel hose and run the engine until it stops or treat the fuel. Nissan recommends draining fuel for lay-up. Their purpose is to make sure that all fuel is drained from the carburetor to prevent build-up of deposits from evaporated fuel. Other manufacturers such as Mercury, OMC, Force and all recommend treating the fuel with a fuel conditioner and stabilizer, have a full tank, and running treated fuel into the engine prior to the balance of the winterizing process. The presence of treated fuel prevents the interaction with air.**

**Also, the small amount of fuel left after draining does not have a chance to evaporate and form the "varnish" type residue. Fuel conditioners are available at marine dealers, marine stores and auto parts stores.**

You should consult your owner's manual for the manufacturers recommendations on how to handle fuel in your winterization process.

Use fogging oil in the cylinders to lubricate the cylinder walls and pistons. Apply water resistant grease to propeller shaft and threads. Change the gear oil in the



# AIPS CHRISTMAS PARTY

*Saturday, 4 December 2010*

*Carugno Residence  
1127 Riverside Drive  
Mays Landing*

*1830 - 2200*

*Buffet Dinner, Beer & Wine  
\$15.00*

*Children - Free*

*Call Jacki or Tony (609) 625-2374*

*Bring an unwrapped toy for the "Toys for Tots" campaign*

lower unit. Lightly lubricate the exterior of the engine or polish with a good wax.

**Batteries** - Disconnect the battery cables, remove the battery from the boat. Clean the terminal ends and battery with a solution of baking soda and water, rinse thoroughly with clean water. Apply a light coat of grease on the terminal end of the battery and cables. Store the battery in a cool dry place. Use a trickle charger to keep battery charged . Do not charge battery near any open flame or in a confined area.

**Bilges** - Make sure the bilges are clean and dry. Use soap, hot water and a stiff brush to clean up any oil spills. Once the bilges are clean, spray with a moisture displacing lubricant and add a little antifreeze to prevent any water from freezing.

**Fresh Water System** - Completely drain the fresh water tank and hot water heater. Isolate the hot water heater by disconnecting the in and out lines and connect them together. Pump a non-toxic antifreeze into the system and turn on all the facets including the shower and any wash-down areas until you see the antifreeze coming out. Also put non-toxic antifreeze in the water heater.

**Head** - Pump out the holding tank at an approved facility. While pumping, add fresh water to the bowl and flush several times. Use Vanish crystals or whatever your owner's manual recommends that will not harm your system and let sit for a few minutes. Again add fresh water and pump out again. Add antifreeze and pump through hoses, holding tank, y-valve, macerator and discharge hose. Again, check your owners manual to make sure that an alcohol-based antifreeze won't damage your system.

**Interior** - Once you have taken care of the system you should remove any valuables, electronics, lines, PFD, fire extinguishers, flares, fenders, etc. Over the winter these items can be cleaned, checked and replaced as necessary. Open all drawers and lockers and clean thoroughly. Turn cushions up on edge so that air is able to circulate around them or, better yet, bring them home to a climate controlled area. Open and clean the refrigerator and freezer. To keep your boat dry and mildew-free you might want to install a dehumidifier or use some of the commercially available odor and moisture absorber products such as "No Damp," "Damp Away" or "Sportsman's Mate."

**Out of Water Storage** - pressure wash hull, clean barnacles off props and shafts, rudders, struts and trim tabs. Clean all thru-hulls and strainers. Open seacocks to allow any water to drain. Check the hull for blisters

and if you find any that should be attended to you might want to open them to drain over the winter. While you're at it, why not give the hull a good wax job? It is probably best to take the batteries out of the boat and take them home and either put them on a trickle charger or charge them every 30-60 days.

**In Water Storage** - Close all seacocks and check rudder shafts and stuffing boxes for leaks, tighten or repack as necessary. Check your battery to make sure it is fully charged, clean terminals, add water if necessary and make sure your charging system is working. Check bilge pumps to ensure they are working and that float switches properly activate the pumps and that they are not hindered by debris. Make sure either to check your boat periodically or have the marina check it and report to you. If in an area where the water you are docked or moored in actually freezes, you should have a de-icing device or bubbling system around your boat.


By following some of the above suggestions, and suggestions given from the links provided, you should be in good shape for the winter. Do not, however, neglect to consult your owner's manuals for manufacture's recommendations on winterizing your boat and other systems. If you have not done a winterization job before or don't have an experienced friend to rely on seek out a professional to do the job for you.

Neither Nautical Know How or the authors of additional information provided in the links in this article are responsible for damage or injuries that may occur as a result of this information.

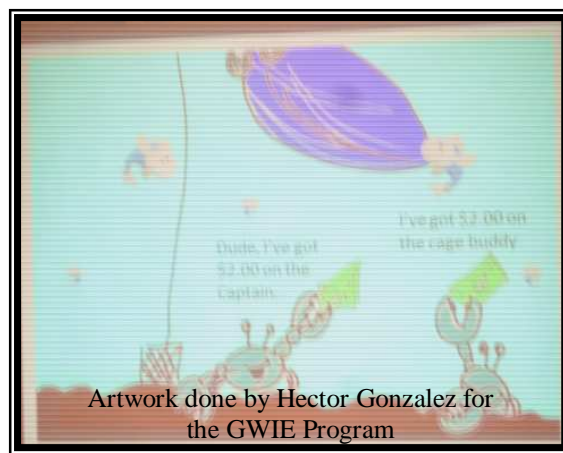
Copyright 1996/2009 Nautical Know How, Inc. All rights reserved.



# More GWIE Pictures



Artwork done by Hector Gonzalez for the GWIE Program



Artwork done by Hector Gonzalez for the GWIE Program



**It's easy to enter this year's contest.**

**Enter your life jacket photo in this year's contest!**

**Who can enter?:**

All children from 3 to 13 years of age. Contest entries consist of contact information, parental consent, and a photo image file (jpg or gif file) of the contestant wearing an USCG-approved life jacket. Creativity of setting and surroundings is encouraged. Photo entries must have been taken within the last two years and child's age at date of entry is their current age.

**Where are the entries shown?:** Approved entries will be posted on the [Boating Safety Sidekicks Web site](#). To maintain online privacy, only first name and state will be identified with entries posted on the Web site. Photo galleries will be established similar to those established for other "Wear It!" campaign efforts. [Click here to see a sample gallery](#). No more than five entries will be accepted by one person during the contest period. Selection and approval of entries are at the discretion of the contest providers.

**What can I win?:** In a drawing from all submissions, three grand prizes of a [Nintendo Wii system with Wii Fit Plus](#) will be awarded.



**What's the contest deadline?: December 1, 2010.**

**How do I enter?:** Go to the following website:

<http://www.boatingsidekicks.com/kidsite/2010contest/contest-online.htm>